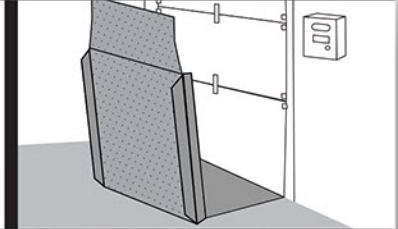





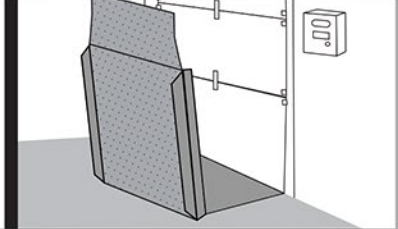
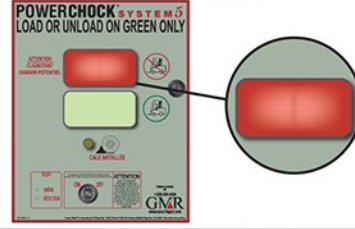
Truck Driver

Dock Worker

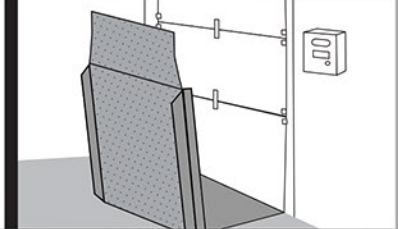
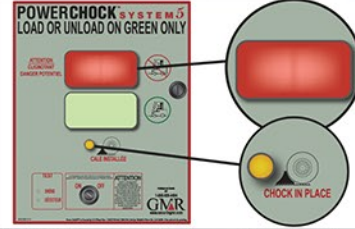
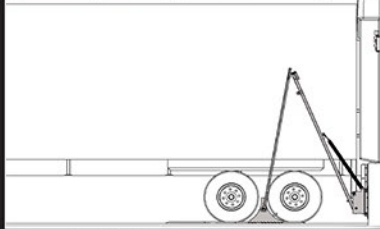
① Trailer backs-up at flashing green light.



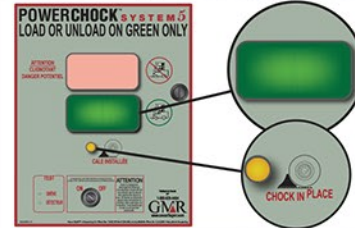

② Driver extends arm to install chock. Exterior light turns flashing red (fast).



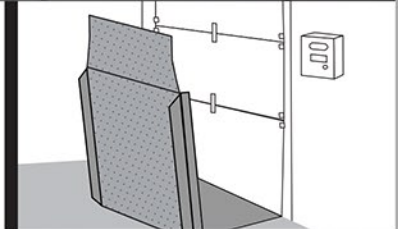
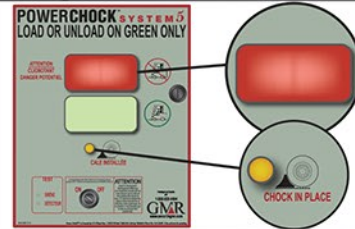
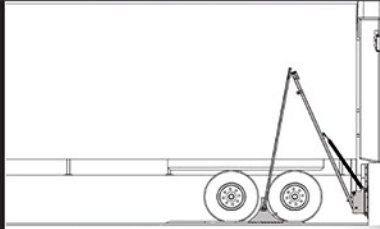
③ Chock is set, interior amber pilot lights up, exterior light flashes red (slow) leveler can now be installed.



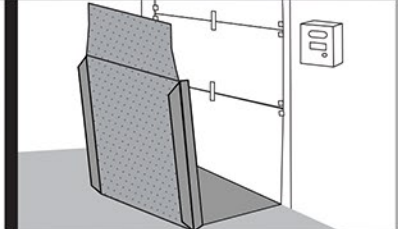

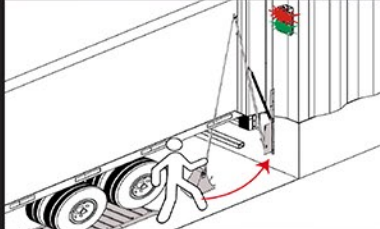
④ When leveler is installed, interior light turns green. It is now SAFE to begin loading/unloading.



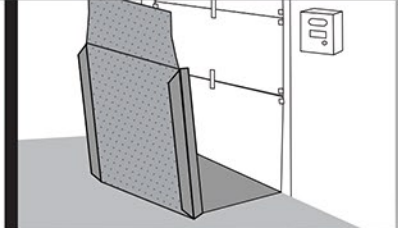


⑤ Loading/unloading completed. When leveler is stored, inside light turns red and exterior light alternates red/green.



⑥ Driver removes chock. To get exterior flashing green light, driver must bring arm back to stored position.



⑦ When arm is retracted, exterior light turns flashing green. Driver can leave.



** If dock worker tries to install leveler while chock is not properly positioned, alarm goes off inside and outside.

*** If chock is removed while leveler is installed, alarm goes off inside and outside.